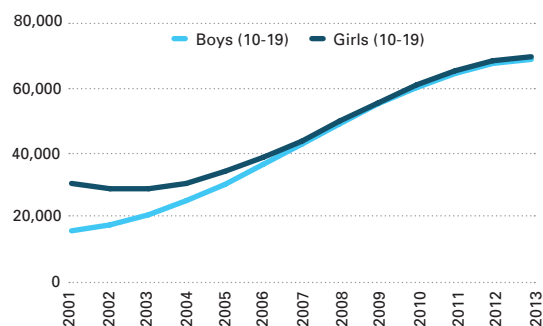


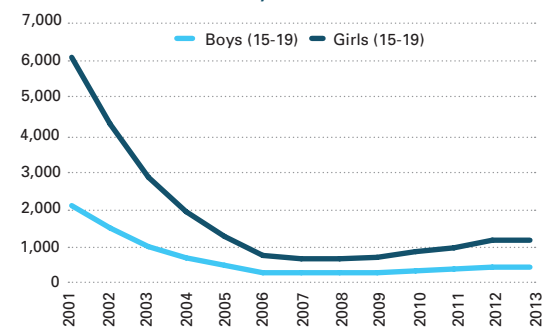
ETHIOPIA

ADOLESCENT HIV TRENDS

Adolescents (aged 10-19) living with HIV, 2001-2013⁴

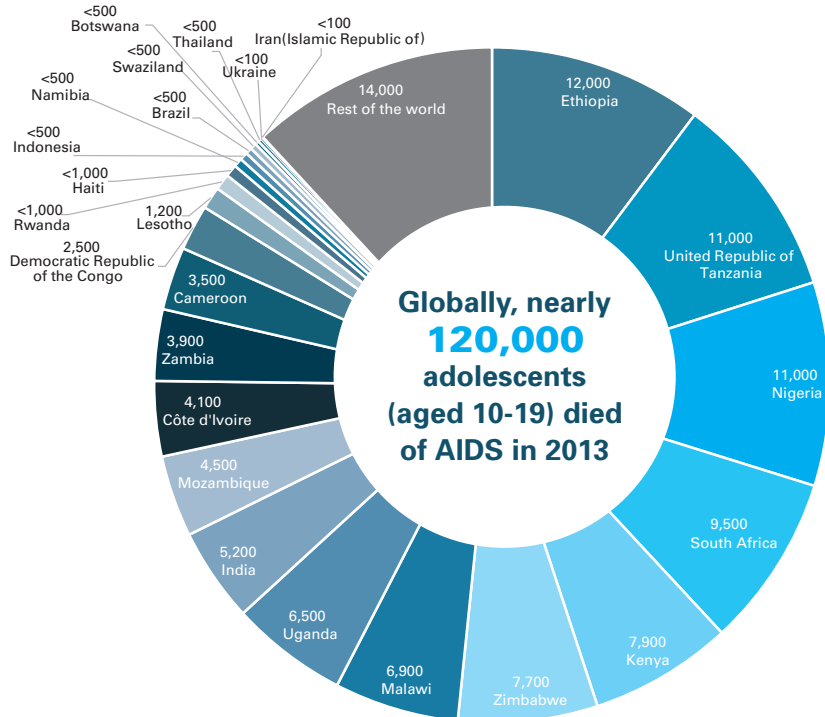


Adolescents (aged 15-19) newly infected with HIV, 2001-2013⁴



DISTRIBUTION OF ADOLESCENT AIDS-RELATED DEATHS

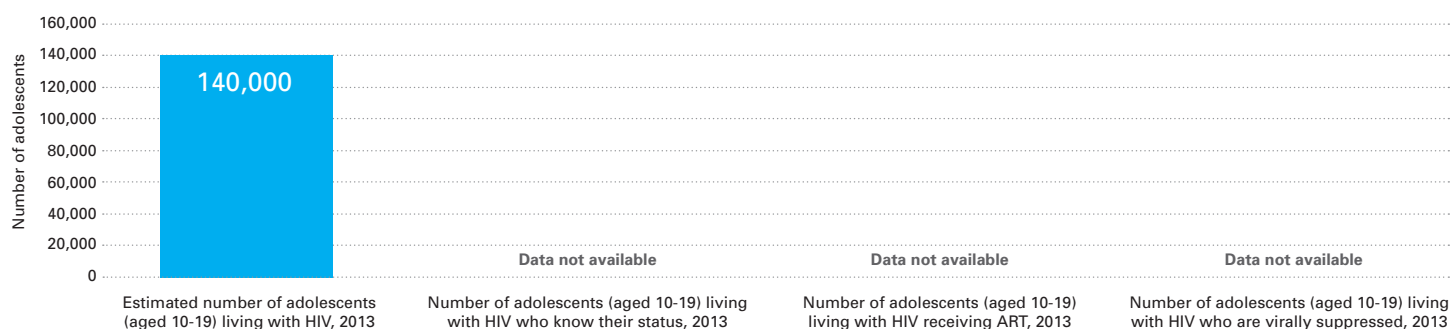
Estimated AIDS-related deaths among adolescents (aged 10-19), globally, 2013⁴



BACKGROUND CHARACTERISTICS

	Indicator	Value
Demography	Estimated total population (all ages), 2013	94,101,000 ¹
	Estimated adolescent population (ages 10-19), 2013	23,591,000 ¹
	% of total population that is adolescents (aged 10-19), 2013	25% ¹
	Estimated number of live births, 2013	3,142,000 ¹
	Adolescent pregnancy rate, per 1,000 women (aged 10-19), 2008	87 ²
Epidemiology	HIV prevalence among older adolescent boys (aged 15-19), 2011	0.0 ³
	HIV prevalence among older adolescent girls (aged 15-19), 2011	0.2 ³
	Estimated number of adolescents (aged 10-19) living with HIV, 2013	140,000 [120,000 – 160,000] ⁴
	Adolescent boys (aged 10-19) living with HIV, 2013	69,000 [60,000 – 80,000] ⁴
	Adolescent girls (aged 10-19) living with HIV, 2013	70,000 [60,000 – 81,000] ⁴
	Estimated adolescents (aged 15-19) newly infected with HIV, 2013	1,500 [1,100 – 2,000] ⁴
	Adolescent boys (aged 15-19) newly infected with HIV, 2013	<500 [<500 – <1,000] ⁴
	Adolescent girls (aged 15-19) newly infected with HIV, 2013	1,100 [<1,000 – 1,500] ⁴
	Percentage of new adolescent HIV infections among girls, 2013	74% ⁴
Estimated AIDS deaths among adolescents (aged 10-19), 2013	12,000 [9,900 – 14,000] ⁴	
Policy	Age of consent for HIV testing	◇ ⁵

HIV TREATMENT FOR ADOLESCENTS



ADOLESCENT KNOWLEDGE, TESTING AND BEHAVIOUR RELATED TO HIV

		Baseline Value	Year
% of adolescents (aged 15-19) with comprehensive, correct knowledge of HIV	Boys	32 ³	2011
	Girls	24 ³	2011
% of adolescents (aged 15-19) reporting multiple sexual partners in the last 12 months	Boys	1 ³	2011
	Girls	0 ³	2011
% of adolescents (aged 15-19) reporting multiple sexual partners who reported condom use at last sex	Boys	– ³	–
	Girls	– ³	–
% of adolescents (aged 15-19) who were tested for HIV in the last 12 months and received the results of the last test	Boys	17 ³	2011
	Girls	19 ³	2011
% of adolescent boys (aged 15-19) who have been circumcised	Boys	88 ³	2011
% of adolescent girls (aged 15-19) who have ever experienced sexual violence	Girls	– ⁸	–
% of young women (aged 20-24) married or in union by age 18	Girls	41 ²	2011

ADOLESCENT KEY POPULATIONS

		Baseline Value	Year
Adolescents girls (aged 10-19) sexually exploited	HIV prevalence (%)	–	–
	Tested for HIV	–	–
	Reached by prevention programmes	–	–
	Used a condom at last sex	–	–
Adolescent boys (aged 10-19) who have sex with men	HIV prevalence (%)	–	–
	Tested for HIV	–	–
	Reached by prevention programmes	–	–
	Used a condom at last sex	–	–
Adolescent boys (aged 10-19) who inject drugs	HIV prevalence (%)	–	–
	Tested for HIV	–	–
	Used a condom at last sex	–	–
	Used sterile injecting equipment at last use	–	–

DATA SOURCES AND NOTES

- United Nations Population Division (UNPD), 2014 World Population Projections, September 2014.
 - United Nations Children's Fund (UNICEF), State of the World's Children 2014 Statistical Tables, November 2014.
 - UNICEF, global databases based on DHS, MICS, AIS and other nationally representative household surveys, October 2014.
 - Joint United Nations Programme on HIV/AIDS (UNAIDS) HIV estimates, 2013.
 - Provided in consultation with national colleagues.
 - UNAIDS, UNICEF, World Health Organization (WHO), Global AIDS Response Progress Reporting; and UNAIDS, 2013 HIV and AIDS unpublished estimates, July 2014.
 - Data sources may vary - including special studies and cross-sectional analyses.
 - UNICEF, *Hidden in Plain Sight: A statistical analysis of violence against children*, September 2014.
- Data not available
◇ Information pending